



CASE #:

DUE DATE (FOR TRY IN):

METAL FRAMEWORK TRY IN:

BISQUE BAKE TRY IN:

DENTURE/PARTIAL TRY IN:

Dr. Date:

Patient Name:

Male: Female: Age: DUE DATE (FOR FINISH/RETURN): AM PM

PORCELAIN FUSED TO METAL

- NON-PRECIOUS GOLD NOBLE
 SEMI-PRECIOUS GOLD/FULL METAL CROWN

ALL-CERAMICS

- LAMINATE VENEER YZ ZIRCONIA
 Pressed Ceramics

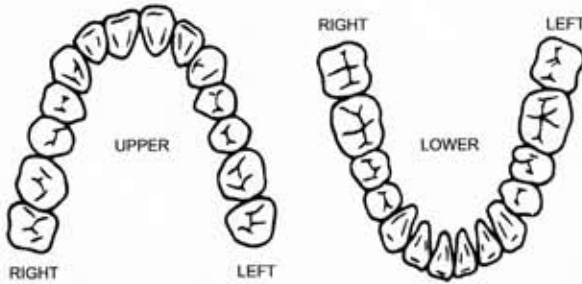
LABORATORY REQUESTED INFORMATION

- WILL OPPOSING TEETH BE RESTORED IN THE NEAR FUTURE? YES NO
TOOTH DESIGN (STUDY MODEL IS REQUESTED FOR UPPER ANTERIOR CASES)
FOLLOW DIAGNOSTIC MODEL IMPROVE ON DIAGNOSTIC MODEL

NOTE:

FOR DESIGN OR CONSTRUCTION OF CASES, PLEASE
SEND FULL ARCH UPPER/LOWER MODELS WITH BITE
TO ALLOW IDEAL TREATMENT DISCUSSIONS.

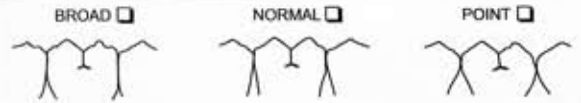
DESIGN CASE HERE



OCCLUSION

- OCCLUSION** **IF NO OCCLUSAL CLEARANCE**
 METAL METAL OCCLUSION
 PORCELAIN REDUCTION COPING
 METAL ISLAND SPOT OPPOSING

CONTACTS (EMBRASSURES)



BUCCAL MARGIN DESIGN

- METAL HAIRLINE OR.....MM ON BUCCAL/LINGUAL
 METAL-PORCELAIN BUCCAL JUNCTION MARGIN
 PORCELAIN BUCCAL MARGIN (90° SHOULDER REQ)
 PORCELAIN BUTT 360° MARGIN (90° SHOULDER REQ)

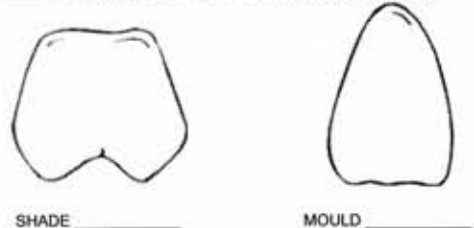
PONTIC DESIGN



ANTERIOR/POSTERIOR DESIGN



CERAMIC SHADE INSTRUCTION



OCCLUSAL STAINING

- NONE LIGHT MEDIUM DARK

ENCLOSED WITH CASE

- IMPRESSIONS MODELS BITE
 PHOTOS OTHER:

CASE DETAILS

.....
.....
.....
.....
.....
.....
.....
.....
.....
.....

Signature:

Note: If applicable, for anterior "Smile Design", Dickerson, Dorfman, Lorin, etc. include detail of the preferred smile type.